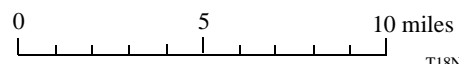
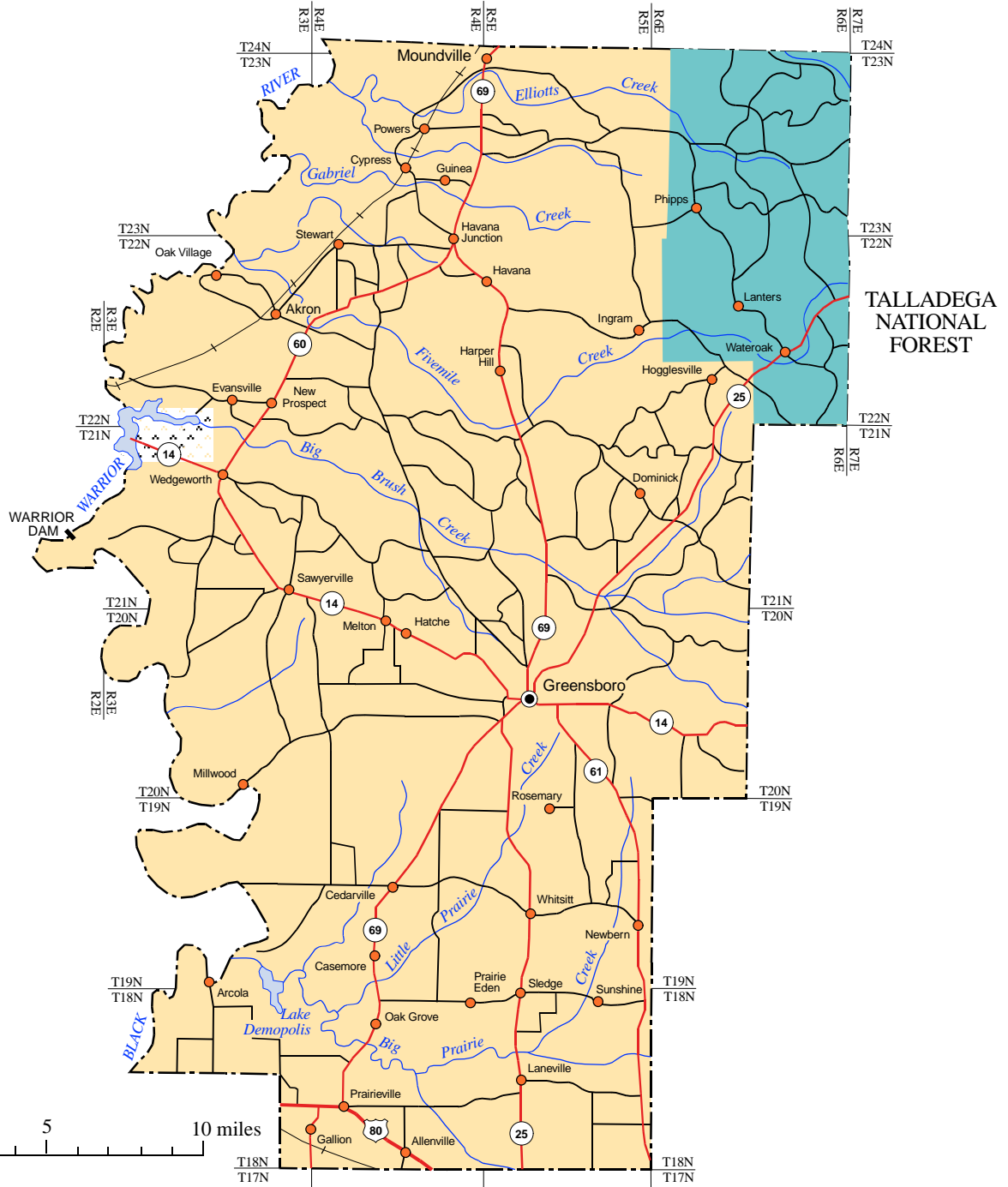
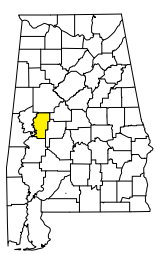


HALE COUNTY



Legend

- County seat
- City, town or village
- Primary highway
- Secondary highway
- Other principal roads
- Route marker: Interstate;
- U.S.; State



Population Key

BIRMINGHAM.....	100,000 to 500,000
Tuscaloosa.....	50,000 to 100,000
Gadsden.....	25,000 to 50,000
Albertville.....	5,000 to 25,000
Foley.....	1,000 to 5,000
Brilliant.....	500 to 1,000
Elkmont.....	up to 500

Produced by the Dept. of Geography
College of Arts and Sciences
The University of Alabama